






SEEKING REFUGE

You have already learned a lot from the cartoons about the kids seeking refuge in the United Kingdom. Work in pairs and compare the kids' fates. What do they have in common? In what way are they different? Compare your results in class and present them.

Name	From?	Why did they escape?	How they got to the UK?	Who went with them?	Feelings in the new home?	Situation in the new school?	Future?
							
							
							
							
							

Useful phrases to talk about the films.

He/she left the country because of their religion / hunger / war, political struggles / problems / nationality/ ...
 They arrived in / came to the UK / in England by air / plane / car / lorry / overland / ...
 They felt scared / like an outsider / a stranger / in danger / like in prison / sad / ...
 They feared they would have to leave / would be evicted / sent home / ...
 They felt happy / relieved / safe / understood / ...

Projects

1. Collect information on students in your own school that come from abroad. Find out where they are from, when and why they left their home country, how they feel in their new home and your school. Prepare a poster exhibition about some of your classmates from troubled countries.
2. Find students in your school that have found refuge and start a learning partnership so that you help them with the German language, with their new situation.
3. Find an organization that helps people in danger in countries like Afghanistan, Syria, Eritrea, etc. and see how you can support their work.