



MUMBRO & ZINELL IN DER KÜCHE |


Male die Bilder an und lies die Wörter. Klebe dann die Blätter auf Karton oder laminiere sie und schneide die Kärtchen aus. Jetzt kannst du mit deinen Klassenkamerad/innen in Gruppen von 3 bis 4 Spielern das Memospiel spielen. Ein Wortkärtchen und das dazugehörige Bild sind immer ein Paar.




das Messer



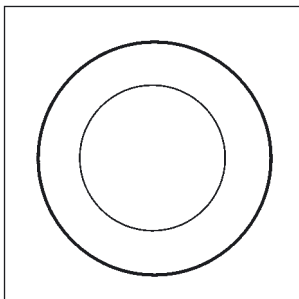
die Gurke




der Löffel




die Möhre




der Teller



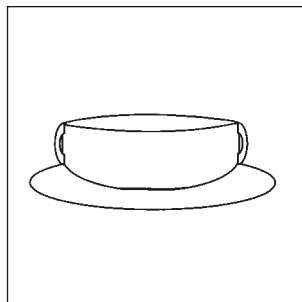
**der
Blumenkohl**




die Gabel




die Tomate

MUMBRO & ZINELL IN DER KÜCHE |


**die
Suppentasse**




das Brot



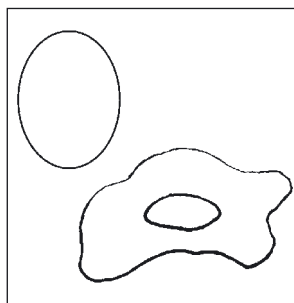
die Tasse



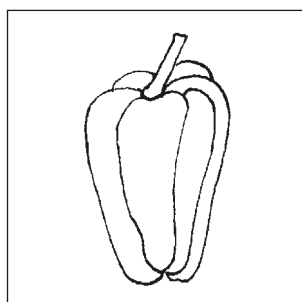
das Glas




der Kochtopf



das Ei



die Paprika



**der
Salzstreuer**