

MUMBRO & ZINELL BEIM UMZUG |

Mein Zimmer

(Klasse 1/2)

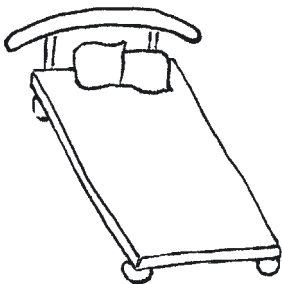
Suche dir jeweils das Möbelstück von beiden aus, das dir am besten gefällt.

Schneide es mit dem Text aus (eng um das Bild) und klebe es auf ein weißes Blatt, „dein Zimmer“.

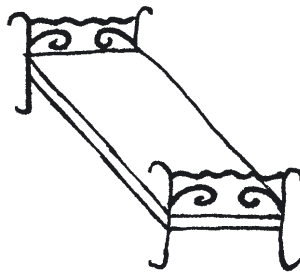
Wenn du Lust hast, kannst du die Möbel anmalen.

Zeige deinem Banknachbarn oder der ganzen Gruppe dein Zimmer und erkläre dabei:


„Das ist mein Schrank. Das ist meine Stehlampe.“



mein Bett




mein Bett



mein Bücherregal



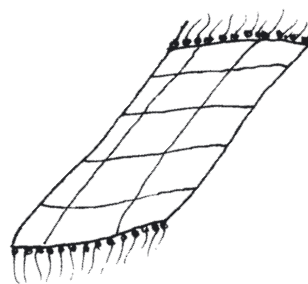
mein Bücherregal



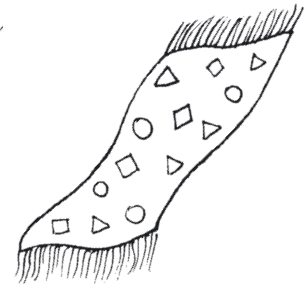
meine Pflanze



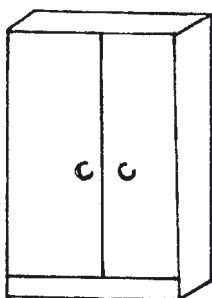
meine Pflanze




mein Teppich



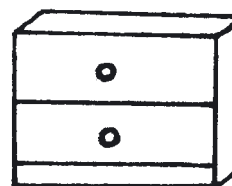
mein Teppich




mein Schrank




mein Schrank




mein Schränkchen



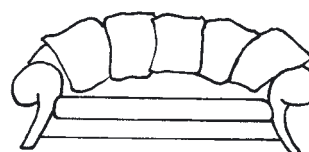
mein Schränkchen




mein Bild



mein Bild



mein Sofa




mein Sofa


MUMBRO & ZINELL BEIM UMZUG |

Mein Zimmer

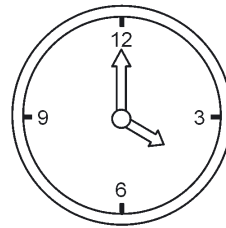
(Klasse 1/2)



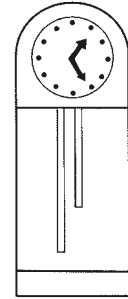
mein Sessel




mein Sessel



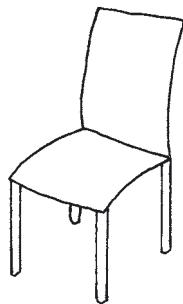
meine Uhr




meine Uhr



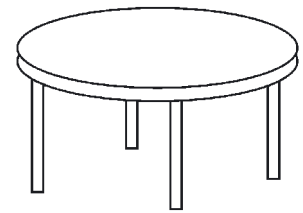
mein Stuhl



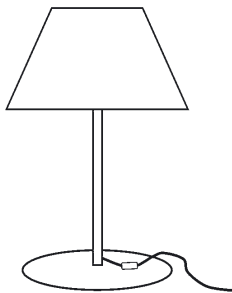
mein Stuhl



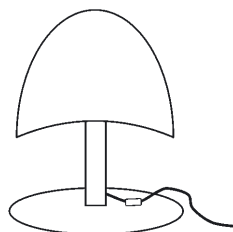
mein Tisch




mein Tisch




meine Lampe



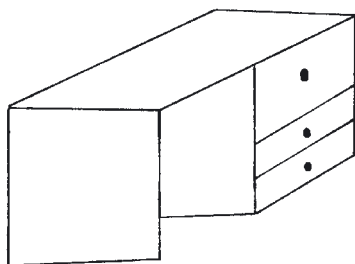
meine Lampe



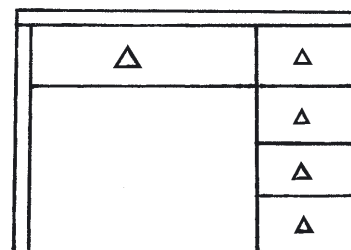
mein Fenster



mein Fenster



mein Schreibtisch



mein Schreibtisch